

**CENTRO DE LAS ARTES DE SAN LUIS POTOSÍ**  
**SAN LUIS POTOSÍ**

Estado del Ejercicio del Presupuesto por Fuente de Financiamiento Al 30/abr./2019

Fecha y hora de Impresión | 13/may./2019  
12.04 p. m.

Objeto del Gasto	Fuente de Financiamiento	Aprobado	Ampliaciones / (Reducciones)	Presupuesto Vigente	Comprometido	Presupuesto Disponible para Comprometer	Devengado	Comprometido No Devengado	Presupuesto Sin Devengar	Ejercido	Pagado	Cuentas por Pagar Deuda
<b>1</b>	<b>RECURSOS FEDERALES</b>											
2000	MATERIALES Y SUMINISTROS	\$0.00	\$13,835.73	\$13,835.73	\$13,827.83	\$7.90	\$13,827.83	\$0.00	\$7.90	\$13,827.83	\$13,827.83	\$0.00
2100	MATERIALES DE ADMINISTRACIÓN, EMISIÓN DE DO	\$0.00	\$13,835.73	\$13,835.73	\$13,827.83	\$7.90	\$13,827.83	\$0.00	\$7.90	\$13,827.83	\$13,827.83	\$0.00
2110	Materiales, útiles y equipos menores de oficina	\$0.00	\$13,835.73	\$13,835.73	\$13,827.83	\$7.90	\$13,827.83	\$0.00	\$7.90	\$13,827.83	\$13,827.83	\$0.00
2111	Materiales, útiles y equipos menores de oficina	\$0.00	\$13,835.73	\$13,835.73	\$13,827.83	\$7.90	\$13,827.83	\$0.00	\$7.90	\$13,827.83	\$13,827.83	\$0.00
3000	SERVICIOS GENERALES	\$0.00	\$430,531.56	\$430,531.56	\$310,023.09	\$120,508.47	\$310,023.09	\$0.00	\$120,508.47	\$310,023.09	\$310,023.09	\$0.00
3100	SERVICIOS BÁSICOS	\$0.00	\$2,527.36	\$2,527.36	\$0.00	\$2,527.36	\$0.00	\$0.00	\$2,527.36	\$0.00	\$0.00	\$0.00
3110	Energía eléctrica	\$0.00	\$2,527.36	\$2,527.36	\$0.00	\$2,527.36	\$0.00	\$0.00	\$2,527.36	\$0.00	\$0.00	\$0.00
3111	Energía eléctrica	\$0.00	\$2,527.36	\$2,527.36	\$0.00	\$2,527.36	\$0.00	\$0.00	\$2,527.36	\$0.00	\$0.00	\$0.00
3300	SERVICIOS PROFESIONALES, CIENTÍFICOS, TÉCNIC	\$0.00	\$426,604.98	\$426,604.98	\$309,988.29	\$116,616.69	\$309,988.29	\$0.00	\$116,616.69	\$309,988.29	\$309,988.29	\$0.00
3390	Servicios profesionales, científicos y técnicos integrales	\$0.00	\$426,604.98	\$426,604.98	\$309,988.29	\$116,616.69	\$309,988.29	\$0.00	\$116,616.69	\$309,988.29	\$309,988.29	\$0.00
3391	Servicios profesionales, Honorarios	\$0.00	\$426,604.98	\$426,604.98	\$309,988.29	\$116,616.69	\$309,988.29	\$0.00	\$116,616.69	\$309,988.29	\$309,988.29	\$0.00
3400	SERVICIOS FINANCIEROS, BANCARIOS Y COMERCIA	\$0.00	\$1,399.22	\$1,399.22	\$34.80	\$1,364.42	\$34.80	\$0.00	\$1,364.42	\$34.80	\$34.80	\$0.00
3410	Servicios financieros y bancarios	\$0.00	\$1,399.22	\$1,399.22	\$34.80	\$1,364.42	\$34.80	\$0.00	\$1,364.42	\$34.80	\$34.80	\$0.00
3411	Servicios financieros y bancarios	\$0.00	\$1,399.22	\$1,399.22	\$34.80	\$1,364.42	\$34.80	\$0.00	\$1,364.42	\$34.80	\$34.80	\$0.00
	<b>RECURSOS FEDERALES</b>	\$0.00	\$444,367.29	\$444,367.29	\$323,850.92	\$120,516.37	\$323,850.92	\$0.00	\$120,516.37	\$323,850.92	\$323,850.92	\$0.00
<b>2</b>	<b>RECURSOS ESTATALES</b>											
1000	SERVICIOS PERSONALES	\$24,785,330.67	\$0.00	\$24,785,330.67	\$24,785,330.67	\$0.00	\$8,101,308.27	\$16,684,022....	\$16,684,022.40	\$7,424,596.02	\$7,424,596.02	\$676,712.25
1100	REMUNERACIONES AL PERSONAL DE CARÁCTER PI	\$13,360,039.19	\$0.00	\$13,360,039.19	\$13,360,039.19	\$0.00	\$3,938,375.51	\$9,421,663.68	\$9,421,663.68	\$3,938,375.51	\$3,938,375.51	\$0.00
1130	Sueldos base al personal permanente	\$13,360,039.19	\$0.00	\$13,360,039.19	\$13,360,039.19	\$0.00	\$3,938,375.51	\$9,421,663.68	\$9,421,663.68	\$3,938,375.51	\$3,938,375.51	\$0.00
1131	Sueldos base al personal permanente	\$13,360,039.19	\$0.00	\$13,360,039.19	\$13,360,039.19	\$0.00	\$3,938,375.51	\$9,421,663.68	\$9,421,663.68	\$3,938,375.51	\$3,938,375.51	\$0.00
1300	REMUNERACIONES ADICIONALES Y ESPECIALES	\$978,092.80	\$0.00	\$978,092.80	\$978,092.80	\$0.00	\$188,192.89	\$789,899.91	\$789,899.91	\$188,192.89	\$188,192.89	\$0.00
1320	Primas de vacaciones, dominical y gratificación de fin de	\$978,092.80	\$0.00	\$978,092.80	\$978,092.80	\$0.00	\$188,192.89	\$789,899.91	\$789,899.91	\$188,192.89	\$188,192.89	\$0.00
1321	Primas de vacaciones, dominical y gratificación de fin de	\$474,969.68	\$0.00	\$474,969.68	\$474,969.68	\$0.00	\$164,954.65	\$310,015.03	\$310,015.03	\$164,954.65	\$164,954.65	\$0.00
1323	Gratificación de fin de año	\$503,123.12	\$0.00	\$503,123.12	\$503,123.12	\$0.00	\$23,238.24	\$479,884.88	\$479,884.88	\$23,238.24	\$23,238.24	\$0.00
1400	SEGURIDAD SOCIAL	\$3,939,258.50	\$0.00	\$3,939,258.50	\$3,939,258.50	\$0.00	\$1,523,667.42	\$2,415,591.08	\$2,415,591.08	\$846,955.17	\$846,955.17	\$676,712.25
1410	Aportaciones de seguridad social	\$1,713,187.29	\$0.00	\$1,713,187.29	\$1,713,187.29	\$0.00	\$613,056.84	\$1,100,130.45	\$1,100,130.45	\$444,134.29	\$444,134.29	\$168,922.55
1411	Aportaciones de seguridad social	\$1,713,187.29	\$0.00	\$1,713,187.29	\$1,713,187.29	\$0.00	\$613,056.84	\$1,100,130.45	\$1,100,130.45	\$444,134.29	\$444,134.29	\$168,922.55
1420	Aportaciones a fondos de vivienda	\$1,109,849.49	\$0.00	\$1,109,849.49	\$1,109,849.49	\$0.00	\$473,416.75	\$636,432.74	\$636,432.74	\$198,649.95	\$198,649.95	\$274,766.80

# CENTRO DE LAS ARTES DE SAN LUIS POTOSÍ

## SAN LUIS POTOSÍ

Estado del Ejercicio del Presupuesto por Fuente de Financiamiento Al 30/abr./2019

Fecha y hora de Impresión | 13/may./2019  
12:04 p. m.


Fuente de Financiamiento		Aprobado	Ampliaciones / (Reducciones)	Presupuesto Vigente	Comprometido	Presupuesto Disponible para Comprometer	Devengado	Comprometido No Devengado	Presupuesto Sin Devengar	Ejercido	Pagado	Cuentas por Pagar Deuda
Objeto	del Gasto											
1421	Aportaciones a fondos de vivienda	\$1,109,849.49	\$0.00	\$1,109,849.49	\$1,109,849.49	\$0.00	\$473,416.75	\$636,432.74	\$636,432.74	\$198,649.95	\$198,649.95	\$274,766.80
1430	Aportaciones al sistema para el retiro	\$1,116,221.72	\$0.00	\$1,116,221.72	\$1,116,221.72	\$0.00	\$437,193.83	\$679,027.89	\$679,027.89	\$204,170.93	\$204,170.93	\$233,022.90
1431	Aportaciones al sistema para el retiro	\$1,116,221.72	\$0.00	\$1,116,221.72	\$1,116,221.72	\$0.00	\$437,193.83	\$679,027.89	\$679,027.89	\$204,170.93	\$204,170.93	\$233,022.90
<b>1500</b>	<b>OTRAS PRESTACIONES SOCIALES Y ECONÓMICAS</b>	<b>\$59,829.44</b>	<b>\$0.00</b>	<b>\$59,829.44</b>	<b>\$59,829.44</b>	<b>\$0.00</b>	<b>\$0.00</b>	<b>\$59,829.44</b>	<b>\$59,829.44</b>	<b>\$0.00</b>	<b>\$0.00</b>	<b>\$0.00</b>
1530	Prestaciones y haberes de retiro	\$59,829.44	\$0.00	\$59,829.44	\$59,829.44	\$0.00	\$0.00	\$59,829.44	\$59,829.44	\$0.00	\$0.00	\$0.00
1531	Prestaciones y haberes de retiro	\$59,829.44	\$0.00	\$59,829.44	\$59,829.44	\$0.00	\$0.00	\$59,829.44	\$59,829.44	\$0.00	\$0.00	\$0.00
<b>1700</b>	<b>PAGO DE ESTÍMULOS A SERVIDORES PÚBLICOS</b>	<b>\$6,448,110.74</b>	<b>\$0.00</b>	<b>\$6,448,110.74</b>	<b>\$6,448,110.74</b>	<b>\$0.00</b>	<b>\$2,451,072.45</b>	<b>\$3,997,038.29</b>	<b>\$3,997,038.29</b>	<b>\$2,451,072.45</b>	<b>\$2,451,072.45</b>	<b>\$0.00</b>
1710	Estímulos	\$6,448,110.74	\$0.00	\$6,448,110.74	\$6,448,110.74	\$0.00	\$2,451,072.45	\$3,997,038.29	\$3,997,038.29	\$2,451,072.45	\$2,451,072.45	\$0.00
1711	Estímulos	\$6,448,110.74	\$0.00	\$6,448,110.74	\$6,448,110.74	\$0.00	\$2,451,072.45	\$3,997,038.29	\$3,997,038.29	\$2,451,072.45	\$2,451,072.45	\$0.00
<b>2000</b>	<b>MATERIALES Y SUMINISTROS</b>	<b>\$1,404,000.49</b>	<b>-\$730,635.57</b>	<b>\$673,364.92</b>	<b>\$212,862.03</b>	<b>\$460,502.89</b>	<b>\$211,602.03</b>	<b>\$1,260.00</b>	<b>\$461,762.89</b>	<b>\$160,350.85</b>	<b>\$160,350.85</b>	<b>\$51,251.18</b>
<b>2100</b>	<b>MATERIALES DE ADMINISTRACIÓN, EMISIÓN DE DO</b>	<b>\$261,086.07</b>	<b>-\$2,337.01</b>	<b>\$258,749.06</b>	<b>\$81,638.33</b>	<b>\$177,110.73</b>	<b>\$81,638.33</b>	<b>\$0.00</b>	<b>\$177,110.73</b>	<b>\$57,678.53</b>	<b>\$57,678.53</b>	<b>\$23,959.80</b>
2110	Materiales, útiles y equipos menores de oficina	\$40,054.13	\$413.15	\$40,467.28	\$7,833.98	\$32,633.30	\$7,833.98	\$0.00	\$32,633.30	\$7,833.98	\$7,833.98	\$0.00
2111	Materiales, útiles y equipos menores de oficina	\$40,054.13	\$413.15	\$40,467.28	\$7,833.98	\$32,633.30	\$7,833.98	\$0.00	\$32,633.30	\$7,833.98	\$7,833.98	\$0.00
2140	Materiales, útiles y equipos menores de tecnologías de I	\$100,000.00	-\$15,419.59	\$84,580.41	\$11,607.60	\$72,972.81	\$11,607.60	\$0.00	\$72,972.81	\$3,951.60	\$3,951.60	\$7,656.00
2141	Materiales, útiles y equipos menores de tecnologías de I	\$100,000.00	-\$15,419.59	\$84,580.41	\$11,607.60	\$72,972.81	\$11,607.60	\$0.00	\$72,972.81	\$3,951.60	\$3,951.60	\$7,656.00
2150	Material impreso e información digital	\$106.00	\$891.80	\$997.80	\$0.00	\$997.80	\$0.00	\$0.00	\$997.80	\$0.00	\$0.00	\$0.00
2151	Material impreso e información digital	\$106.00	\$891.80	\$997.80	\$0.00	\$997.80	\$0.00	\$0.00	\$997.80	\$0.00	\$0.00	\$0.00
2160	Material de limpieza	\$102,831.69	-\$2,672.00	\$100,159.69	\$34,765.20	\$65,394.49	\$34,765.20	\$0.00	\$65,394.49	\$18,461.40	\$18,461.40	\$16,303.80
2161	Material de limpieza	\$102,831.69	-\$2,672.00	\$100,159.69	\$34,765.20	\$65,394.49	\$34,765.20	\$0.00	\$65,394.49	\$18,461.40	\$18,461.40	\$16,303.80
2170	Materiales y útiles de enseñanza	\$18,094.25	\$14,449.63	\$32,543.88	\$27,431.55	\$5,112.33	\$27,431.55	\$0.00	\$5,112.33	\$27,431.55	\$27,431.55	\$0.00
2171	Materiales y útiles de enseñanza	\$18,094.25	\$14,449.63	\$32,543.88	\$27,431.55	\$5,112.33	\$27,431.55	\$0.00	\$5,112.33	\$27,431.55	\$27,431.55	\$0.00
<b>2200</b>	<b>ALIMENTOS Y UTENSILIOS</b>	<b>\$248,543.61</b>	<b>-\$73,968.00</b>	<b>\$174,575.61</b>	<b>\$66,265.65</b>	<b>\$108,309.96</b>	<b>\$65,005.65</b>	<b>\$1,260.00</b>	<b>\$109,569.96</b>	<b>\$49,505.67</b>	<b>\$49,505.67</b>	<b>\$15,499.98</b>
2210	Productos alimenticios para personas	\$247,943.61	-\$73,968.00	\$173,975.61	\$66,265.65	\$107,709.96	\$65,005.65	\$1,260.00	\$108,969.96	\$49,505.67	\$49,505.67	\$15,499.98
2211	Productos alimenticios para personas	\$223,943.61	-\$80,000.00	\$143,943.61	\$59,658.75	\$84,284.86	\$58,398.75	\$1,260.00	\$85,544.86	\$42,898.77	\$42,898.77	\$15,499.98
2212	Alimentos en eventos oficiales	\$14,000.00	\$6,032.00	\$20,032.00	\$6,606.90	\$13,425.10	\$6,606.90	\$0.00	\$13,425.10	\$6,606.90	\$6,606.90	\$0.00
2213	Alimentación en programas de capacitación y adiestrami	\$10,000.00	\$0.00	\$10,000.00	\$0.00	\$10,000.00	\$0.00	\$0.00	\$10,000.00	\$0.00	\$0.00	\$0.00
2230	Utensilios para el servicio de alimentación	\$600.00	\$0.00	\$600.00	\$0.00	\$600.00	\$0.00	\$0.00	\$600.00	\$0.00	\$0.00	\$0.00
2231	Utensilios para el servicio de alimentación	\$600.00	\$0.00	\$600.00	\$0.00	\$600.00	\$0.00	\$0.00	\$600.00	\$0.00	\$0.00	\$0.00
<b>2300</b>	<b>MATERIAS PRIMAS Y MATERIALES DE PRODUCCIÓN</b>	<b>\$764,569.81</b>	<b>-\$662,000.00</b>	<b>\$102,569.81</b>	<b>\$0.00</b>	<b>\$102,569.81</b>	<b>\$0.00</b>	<b>\$0.00</b>	<b>\$102,569.81</b>	<b>\$0.00</b>	<b>\$0.00</b>	<b>\$0.00</b>
2350	Productos químicos, farmacéuticos y de laboratorio adq	\$6,174.10	\$0.00	\$6,174.10	\$0.00	\$6,174.10	\$0.00	\$0.00	\$6,174.10	\$0.00	\$0.00	\$0.00
2351	Productos químicos, farmacéuticos y de laboratorio adq	\$6,174.10	\$0.00	\$6,174.10	\$0.00	\$6,174.10	\$0.00	\$0.00	\$6,174.10	\$0.00	\$0.00	\$0.00

## CENTRO DE LAS ARTES DE SAN LUIS POTOSÍ SAN LUIS POTOSÍ

Estado del Ejercicio del Presupuesto por Fuente de Financiamiento Al 30/abr./2019

Fecha y hora de Impresión | 13/may./2019  
12:04 p. m.

Objeto	Fuente de Financiamiento del Gasto	Aprobado	Ampliaciones / (Reducciones)	Presupuesto Vigente	Comprometido	Presupuesto Disponible para Comprometer	Devengado	Comprometido No Devengado	Presupuesto Sin Devengar	Ejercido	Pagado	Cuentas por Pagar Deuda
2380	Mercancías adquiridas para su comercialización	\$758,395.71	-\$662,000.00	\$96,395.71	\$0.00	\$96,395.71	\$0.00	\$0.00	\$96,395.71	\$0.00	\$0.00	\$0.00
2381	Mercancías adquiridas para su comercialización	\$758,395.71	-\$662,000.00	\$96,395.71	\$0.00	\$96,395.71	\$0.00	\$0.00	\$96,395.71	\$0.00	\$0.00	\$0.00
<b>2400</b>	<b>MATERIALES Y ARTÍCULOS DE CONSTRUCCIÓN Y D</b>	<b>\$86,300.00</b>	<b>\$5,227.19</b>	<b>\$91,527.19</b>	<b>\$46,636.97</b>	<b>\$44,890.22</b>	<b>\$46,636.97</b>	<b>\$0.00</b>	<b>\$44,890.22</b>	<b>\$34,845.67</b>	<b>\$34,845.67</b>	<b>\$11,791.40</b>
2440	Madera y productos de madera	\$1,000.00	\$0.00	\$1,000.00	\$0.00	\$1,000.00	\$0.00	\$0.00	\$1,000.00	\$0.00	\$0.00	\$0.00
2441	Madera y productos de madera	\$1,000.00	\$0.00	\$1,000.00	\$0.00	\$1,000.00	\$0.00	\$0.00	\$1,000.00	\$0.00	\$0.00	\$0.00
2450	Vidrio y productos de vidrio	\$12,000.00	\$5,000.00	\$17,000.00	\$14,819.00	\$2,181.00	\$14,819.00	\$0.00	\$2,181.00	\$3,027.60	\$3,027.60	\$11,791.40
2451	Vidrio y productos de vidrio	\$12,000.00	\$5,000.00	\$17,000.00	\$14,819.00	\$2,181.00	\$14,819.00	\$0.00	\$2,181.00	\$3,027.60	\$3,027.60	\$11,791.40
2460	Material eléctrico y electrónico	\$25,000.00	\$182.90	\$25,182.90	\$18,995.78	\$6,187.12	\$18,995.78	\$0.00	\$6,187.12	\$18,995.78	\$18,995.78	\$0.00
2461	Material eléctrico y electrónico	\$25,000.00	\$182.90	\$25,182.90	\$18,995.78	\$6,187.12	\$18,995.78	\$0.00	\$6,187.12	\$18,995.78	\$18,995.78	\$0.00
2470	Artículos metálicos para la construcción	\$4,000.00	\$0.00	\$4,000.00	\$0.00	\$4,000.00	\$0.00	\$0.00	\$4,000.00	\$0.00	\$0.00	\$0.00
2471	Artículos metálicos para la construcción	\$4,000.00	\$0.00	\$4,000.00	\$0.00	\$4,000.00	\$0.00	\$0.00	\$4,000.00	\$0.00	\$0.00	\$0.00
2480	Materiales complementarios	\$9,300.00	\$0.00	\$9,300.00	\$8,325.90	\$974.10	\$8,325.90	\$0.00	\$974.10	\$8,325.90	\$8,325.90	\$0.00
2481	Materiales complementarios	\$9,300.00	\$0.00	\$9,300.00	\$8,325.90	\$974.10	\$8,325.90	\$0.00	\$974.10	\$8,325.90	\$8,325.90	\$0.00
2490	Otros materiales y artículos de construcción y reparación	\$35,000.00	\$44.29	\$35,044.29	\$4,496.29	\$30,548.00	\$4,496.29	\$0.00	\$30,548.00	\$4,496.29	\$4,496.29	\$0.00
2491	Otros materiales y artículos de construcción y reparación	\$35,000.00	\$44.29	\$35,044.29	\$4,496.29	\$30,548.00	\$4,496.29	\$0.00	\$30,548.00	\$4,496.29	\$4,496.29	\$0.00
<b>2500</b>	<b>PRODUCTOS QUÍMICOS, FARMACÉUTICOS Y DE LAE</b>	<b>\$700.00</b>	<b>\$0.00</b>	<b>\$700.00</b>	<b>\$0.00</b>	<b>\$700.00</b>	<b>\$0.00</b>	<b>\$0.00</b>	<b>\$700.00</b>	<b>\$0.00</b>	<b>\$0.00</b>	<b>\$0.00</b>
2530	Medicinas y productos farmacéuticos	\$700.00	\$0.00	\$700.00	\$0.00	\$700.00	\$0.00	\$0.00	\$700.00	\$0.00	\$0.00	\$0.00
2531	Medicinas y productos farmacéuticos	\$700.00	\$0.00	\$700.00	\$0.00	\$700.00	\$0.00	\$0.00	\$700.00	\$0.00	\$0.00	\$0.00
<b>2600</b>	<b>COMBUSTIBLES, LUBRICANTES Y ADITIVOS</b>	<b>\$36,000.00</b>	<b>-\$10,000.00</b>	<b>\$26,000.00</b>	<b>\$7,200.00</b>	<b>\$18,800.00</b>	<b>\$7,200.00</b>	<b>\$0.00</b>	<b>\$18,800.00</b>	<b>\$7,200.00</b>	<b>\$7,200.00</b>	<b>\$0.00</b>
2610	Combustibles, lubricantes y aditivos	\$36,000.00	-\$10,000.00	\$26,000.00	\$7,200.00	\$18,800.00	\$7,200.00	\$0.00	\$18,800.00	\$7,200.00	\$7,200.00	\$0.00
2611	Combustibles, lubricantes y aditivos	\$36,000.00	-\$10,000.00	\$26,000.00	\$7,200.00	\$18,800.00	\$7,200.00	\$0.00	\$18,800.00	\$7,200.00	\$7,200.00	\$0.00
<b>2700</b>	<b>VESTUARIO, BLANCOS, PRENDAS DE PROTECCIÓN</b>	<b>\$140.00</b>	<b>\$0.00</b>	<b>\$140.00</b>	<b>\$99.00</b>	<b>\$41.00</b>	<b>\$99.00</b>	<b>\$0.00</b>	<b>\$41.00</b>	<b>\$99.00</b>	<b>\$99.00</b>	<b>\$0.00</b>
2750	Blancos y otros productos textiles, excepto prendas de vi	\$140.00	\$0.00	\$140.00	\$99.00	\$41.00	\$99.00	\$0.00	\$41.00	\$99.00	\$99.00	\$0.00
2751	Blancos y otros productos textiles, excepto prendas de vi	\$140.00	\$0.00	\$140.00	\$99.00	\$41.00	\$99.00	\$0.00	\$41.00	\$99.00	\$99.00	\$0.00
<b>2900</b>	<b>HERRAMIENTAS, REFACCIONES Y ACCESORIOS MEI</b>	<b>\$6,661.00</b>	<b>\$12,442.25</b>	<b>\$19,103.25</b>	<b>\$11,022.08</b>	<b>\$8,081.17</b>	<b>\$11,022.08</b>	<b>\$0.00</b>	<b>\$8,081.17</b>	<b>\$11,022.08</b>	<b>\$11,022.08</b>	<b>\$0.00</b>
2910	Herramientas menores	\$2,900.00	\$5,442.25	\$8,342.25	\$6,188.24	\$2,154.01	\$6,188.24	\$0.00	\$2,154.01	\$6,188.24	\$6,188.24	\$0.00
2911	Herramientas menores	\$2,900.00	\$5,442.25	\$8,342.25	\$6,188.24	\$2,154.01	\$6,188.24	\$0.00	\$2,154.01	\$6,188.24	\$6,188.24	\$0.00
2920	Refacciones y accesorios menores de edificios	\$1,589.00	\$2,000.00	\$3,589.00	\$2,638.54	\$950.46	\$2,638.54	\$0.00	\$950.46	\$2,638.54	\$2,638.54	\$0.00
2921	Refacciones y accesorios menores de edificios	\$1,589.00	\$2,000.00	\$3,589.00	\$2,638.54	\$950.46	\$2,638.54	\$0.00	\$950.46	\$2,638.54	\$2,638.54	\$0.00
2940	Refacciones y accesorios menores de equipo de comput	\$2,172.00	\$5,000.00	\$7,172.00	\$2,195.30	\$4,976.70	\$2,195.30	\$0.00	\$4,976.70	\$2,195.30	\$2,195.30	\$0.00
2941	Refacciones y accesorios menores de equipo de comput	\$2,172.00	\$5,000.00	\$7,172.00	\$2,195.30	\$4,976.70	\$2,195.30	\$0.00	\$4,976.70	\$2,195.30	\$2,195.30	\$0.00



## CENTRO DE LAS ARTES DE SAN LUIS POTOSÍ SAN LUIS POTOSÍ

Estado del Ejercicio del Presupuesto por Fuente de Financiamiento Al 30/abr./2019

Fecha y hora de impresión | 13/may./2019  
12.04 p. m.

Objeto del Gasto	Fuente de Financiamiento Aprobado	Ampliaciones / (Reducciones)	Presupuesto Vigente	Comprometido	Presupuesto Disponible para Comprometer	Devengado	Comprometido No Devengado	Presupuesto Sin Devengar	Ejercido	Pagado	Cuentas por Pagar Deuda
<b>3000 SERVICIOS GENERALES</b>	<b>\$5,883,495.56</b>	<b>\$1,231,693.89</b>	<b>\$7,115,189.45</b>	<b>\$2,789,781.51</b>	<b>\$4,325,407.94</b>	<b>\$2,789,781.51</b>	<b>\$0.00</b>	<b>\$4,325,407.94</b>	<b>\$2,451,978.17</b>	<b>\$2,451,485.17</b>	<b>\$338,296.34</b>
<b>3100 SERVICIOS BÁSICOS</b>	<b>\$1,496,604.29</b>	<b>-\$5,588.00</b>	<b>\$1,491,036.29</b>	<b>\$385,377.05</b>	<b>\$1,105,659.24</b>	<b>\$385,377.05</b>	<b>\$0.00</b>	<b>\$1,105,659.24</b>	<b>\$366,817.05</b>	<b>\$366,817.05</b>	<b>\$18,560.00</b>
3110 Energía eléctrica	\$995,000.00	\$0.00	\$995,000.00	\$245,276.00	\$749,724.00	\$245,276.00	\$0.00	\$749,724.00	\$245,276.00	\$245,276.00	\$0.00
3111 Energía eléctrica	\$995,000.00	\$0.00	\$995,000.00	\$245,276.00	\$749,724.00	\$245,276.00	\$0.00	\$749,724.00	\$245,276.00	\$245,276.00	\$0.00
3120 Gas	\$6,000.00	\$0.00	\$6,000.00	\$1,158.00	\$4,842.00	\$1,158.00	\$0.00	\$4,842.00	\$1,158.00	\$1,158.00	\$0.00
3121 Gas	\$6,000.00	\$0.00	\$6,000.00	\$1,158.00	\$4,842.00	\$1,158.00	\$0.00	\$4,842.00	\$1,158.00	\$1,158.00	\$0.00
3130 Agua	\$172,000.00	\$0.00	\$172,000.00	\$52,549.62	\$119,450.38	\$52,549.62	\$0.00	\$119,450.38	\$33,989.62	\$33,989.62	\$18,560.00
3131 Agua	\$172,000.00	\$0.00	\$172,000.00	\$52,549.62	\$119,450.38	\$52,549.62	\$0.00	\$119,450.38	\$33,989.62	\$33,989.62	\$18,560.00
3140 Telefonía tradicional	\$116,000.00	\$0.00	\$116,000.00	\$40,831.94	\$75,168.06	\$40,831.94	\$0.00	\$75,168.06	\$40,831.94	\$40,831.94	\$0.00
3141 Telefonía tradicional	\$116,000.00	\$0.00	\$116,000.00	\$40,831.94	\$75,168.06	\$40,831.94	\$0.00	\$75,168.06	\$40,831.94	\$40,831.94	\$0.00
3160 Servicios de telecomunicaciones y satélites	\$9,280.00	\$0.00	\$9,280.00	\$0.00	\$9,280.00	\$0.00	\$0.00	\$9,280.00	\$0.00	\$0.00	\$0.00
3161 Servicios de telecomunicaciones y satélites	\$9,280.00	\$0.00	\$9,280.00	\$0.00	\$9,280.00	\$0.00	\$0.00	\$9,280.00	\$0.00	\$0.00	\$0.00
3170 Servicios de acceso de Internet, redes y procesamiento	\$35,380.00	\$0.00	\$35,380.00	\$8,352.00	\$27,028.00	\$8,352.00	\$0.00	\$27,028.00	\$8,352.00	\$8,352.00	\$0.00
3171 Servicios de acceso de Internet, redes y procesamiento	\$35,380.00	\$0.00	\$35,380.00	\$8,352.00	\$27,028.00	\$8,352.00	\$0.00	\$27,028.00	\$8,352.00	\$8,352.00	\$0.00
3180 Servicios postales y telegráficos	\$8,944.29	\$0.00	\$8,944.29	\$715.92	\$8,228.37	\$715.92	\$0.00	\$8,228.37	\$715.92	\$715.92	\$0.00
3182 Servicios postales	\$8,944.29	\$0.00	\$8,944.29	\$715.92	\$8,228.37	\$715.92	\$0.00	\$8,228.37	\$715.92	\$715.92	\$0.00
3190 Servicios integrales y otros servicios	\$154,000.00	-\$5,568.00	\$148,432.00	\$36,493.57	\$111,938.43	\$36,493.57	\$0.00	\$111,938.43	\$36,493.57	\$36,493.57	\$0.00
3191 Servicios integrales y otros servicios	\$154,000.00	-\$5,568.00	\$148,432.00	\$36,493.57	\$111,938.43	\$36,493.57	\$0.00	\$111,938.43	\$36,493.57	\$36,493.57	\$0.00
<b>3200 SERVICIOS DE ARRENDAMIENTO</b>	<b>\$5,000.00</b>	<b>\$94,066.56</b>	<b>\$99,066.56</b>	<b>\$31,354.40</b>	<b>\$67,712.16</b>	<b>\$31,354.40</b>	<b>\$0.00</b>	<b>\$67,712.16</b>	<b>\$31,354.40</b>	<b>\$31,354.40</b>	<b>\$0.00</b>
3220 Arrendamiento de edificios	\$0.00	\$8,000.00	\$8,000.00	\$8,000.00	\$0.00	\$8,000.00	\$0.00	\$0.00	\$8,000.00	\$8,000.00	\$0.00
3221 Arrendamiento de edificios	\$0.00	\$8,000.00	\$8,000.00	\$8,000.00	\$0.00	\$8,000.00	\$0.00	\$0.00	\$8,000.00	\$8,000.00	\$0.00
3250 Arrendamiento de equipo de transporte	\$0.00	\$78,128.56	\$78,128.56	\$11,600.00	\$66,528.56	\$11,600.00	\$0.00	\$66,528.56	\$11,600.00	\$11,600.00	\$0.00
3251 Arrendamiento de equipo de transporte	\$0.00	\$78,128.56	\$78,128.56	\$11,600.00	\$66,528.56	\$11,600.00	\$0.00	\$66,528.56	\$11,600.00	\$11,600.00	\$0.00
3270 Arrendamiento de activos intangibles	\$5,000.00	\$5,568.00	\$10,568.00	\$9,384.40	\$1,183.60	\$9,384.40	\$0.00	\$1,183.60	\$9,384.40	\$9,384.40	\$0.00
3271 Arrendamiento de activos intangibles	\$5,000.00	\$5,568.00	\$10,568.00	\$9,384.40	\$1,183.60	\$9,384.40	\$0.00	\$1,183.60	\$9,384.40	\$9,384.40	\$0.00
3290 Otros arrendamientos	\$0.00	\$2,370.00	\$2,370.00	\$2,370.00	\$0.00	\$2,370.00	\$0.00	\$0.00	\$2,370.00	\$2,370.00	\$0.00
3291 Otros arrendamientos	\$0.00	\$2,370.00	\$2,370.00	\$2,370.00	\$0.00	\$2,370.00	\$0.00	\$0.00	\$2,370.00	\$2,370.00	\$0.00
<b>3300 SERVICIOS PROFESIONALES, CIENTÍFICOS, TÉCNICOS</b>	<b>\$1,781,204.98</b>	<b>\$1,941,800.75</b>	<b>\$3,723,005.73</b>	<b>\$1,671,231.89</b>	<b>\$2,051,773.84</b>	<b>\$1,671,231.89</b>	<b>\$0.00</b>	<b>\$2,051,773.84</b>	<b>\$1,427,011.31</b>	<b>\$1,427,011.31</b>	<b>\$244,220.58</b>
3310 Servicios legales, de contabilidad, auditoría y relacionados	\$1,500.00	\$6,000.00	\$7,500.00	\$6,305.00	\$1,195.00	\$6,305.00	\$0.00	\$1,195.00	\$6,305.00	\$6,305.00	\$0.00
3311 Servicios legales, de contabilidad, auditoría y relacionados	\$1,500.00	\$6,000.00	\$7,500.00	\$6,305.00	\$1,195.00	\$6,305.00	\$0.00	\$1,195.00	\$6,305.00	\$6,305.00	\$0.00
3330 Servicios de consultoría administrativa, procesos, técnicos	\$20,000.00	-\$6,000.00	\$14,000.00	\$0.00	\$14,000.00	\$0.00	\$0.00	\$14,000.00	\$0.00	\$0.00	\$0.00




## CENTRO DE LAS ARTES DE SAN LUIS POTOSÍ SAN LUIS POTOSÍ

Estado del Ejercicio del Presupuesto por Fuente de Financiamiento Al 30/abr./2019

Fecha y 13/may./2019  
hora de Impresión 12:04 p. m.

Objeto	Fuente de Financiamiento del Gasto	Aprobado	Ampliaciones / (Reducciones)	Presupuesto Vigente	Comprometido	Presupuesto Disponible para Comprometer	Devengado	Comprometido No Devengado	Presupuesto Sin Devengar	Ejercido	Pagado	Cuentas por Pagar Deuda
3331	Servicios de consultoría administrativa, procesos, técnica	\$20,000.00	-\$8,000.00	\$14,000.00	\$0.00	\$14,000.00	\$0.00	\$0.00	\$14,000.00	\$0.00	\$0.00	\$0.00
3340	Servicios de capacitación	\$1,450.00	\$0.00	\$1,450.00	\$0.00	\$1,450.00	\$0.00	\$0.00	\$1,450.00	\$0.00	\$0.00	\$0.00
3341	Servicios de capacitación	\$1,450.00	\$0.00	\$1,450.00	\$0.00	\$1,450.00	\$0.00	\$0.00	\$1,450.00	\$0.00	\$0.00	\$0.00
3380	Servicios de vigilancia	\$290,000.00	-\$54,266.42	\$235,733.58	\$96,512.00	\$139,221.58	\$96,512.00	\$0.00	\$139,221.58	\$96,512.00	\$96,512.00	\$0.00
3381	Servicios de vigilancia	\$290,000.00	-\$54,266.42	\$235,733.58	\$96,512.00	\$139,221.58	\$96,512.00	\$0.00	\$139,221.58	\$96,512.00	\$96,512.00	\$0.00
3390	Servicios profesionales, científicos y técnicos integrales	\$1,468,254.98	\$1,996,067.17	\$3,464,322.15	\$1,568,414.89	\$1,895,907.26	\$1,568,414.89	\$0.00	\$1,895,907.26	\$1,324,194.31	\$1,324,194.31	\$244,220.58
3391	Servicios profesionales, Honorarios	\$1,150,854.98	-\$920,383.50	\$230,471.48	\$135,719.75	\$94,766.73	\$135,719.75	\$0.00	\$94,766.73	\$135,719.75	\$135,719.75	\$0.00
3393	Apoyos Administrativos	\$317,400.00	\$2,516,435.67	\$2,833,835.67	\$1,304,321.61	\$1,529,514.06	\$1,304,321.61	\$0.00	\$1,529,514.06	\$1,060,101.03	\$1,060,101.03	\$244,220.58
3394	Asimilados a Salarios	\$0.00	\$400,000.00	\$400,000.00	\$128,373.53	\$271,626.47	\$128,373.53	\$0.00	\$271,626.47	\$128,373.53	\$128,373.53	\$0.00
<b>3400</b>	<b>SERVICIOS FINANCIEROS, BANCARIOS Y COMERCIA</b>	<b>\$10,800.00</b>	<b>\$13,055.58</b>	<b>\$23,855.58</b>	<b>\$7,832.26</b>	<b>\$16,023.32</b>	<b>\$7,832.26</b>	<b>\$0.00</b>	<b>\$16,023.32</b>	<b>\$7,832.26</b>	<b>\$7,832.26</b>	<b>\$0.00</b>
3410	Servicios financieros y bancarios	\$8,000.00	\$8,789.16	\$16,789.16	\$3,565.84	\$13,223.32	\$3,565.84	\$0.00	\$13,223.32	\$3,565.84	\$3,565.84	\$0.00
3411	Servicios financieros y bancarios	\$8,000.00	\$8,789.16	\$16,789.16	\$3,565.84	\$13,223.32	\$3,565.84	\$0.00	\$13,223.32	\$3,565.84	\$3,565.84	\$0.00
3440	Seguros de responsabilidad patrimonial y fianzas	\$0.00	\$4,266.42	\$4,266.42	\$4,266.42	\$0.00	\$4,266.42	\$0.00	\$0.00	\$4,266.42	\$4,266.42	\$0.00
3441	Seguros de responsabilidad patrimonial y fianzas	\$0.00	\$4,266.42	\$4,266.42	\$4,266.42	\$0.00	\$4,266.42	\$0.00	\$0.00	\$4,266.42	\$4,266.42	\$0.00
3450	Seguro de bienes patrimoniales	\$2,800.00	\$0.00	\$2,800.00	\$0.00	\$2,800.00	\$0.00	\$0.00	\$2,800.00	\$0.00	\$0.00	\$0.00
3451	Seguro de bienes patrimoniales	\$2,800.00	\$0.00	\$2,800.00	\$0.00	\$2,800.00	\$0.00	\$0.00	\$2,800.00	\$0.00	\$0.00	\$0.00
<b>3500</b>	<b>SERVICIOS DE INSTALACIÓN, REPARACIÓN, MANTE</b>	<b>\$1,939,163.00</b>	<b>-\$950,000.00</b>	<b>\$989,163.00</b>	<b>\$372,890.95</b>	<b>\$616,272.05</b>	<b>\$372,890.95</b>	<b>\$0.00</b>	<b>\$616,272.05</b>	<b>\$366,394.95</b>	<b>\$365,901.95</b>	<b>\$6,989.00</b>
3510	Conservación y mantenimiento menor de inmuebles	\$50,000.00	\$0.00	\$50,000.00	\$3,112.51	\$46,887.49	\$3,112.51	\$0.00	\$46,887.49	\$3,112.51	\$3,112.51	\$0.00
3511	Conservación y mantenimiento menor de inmuebles	\$50,000.00	\$0.00	\$50,000.00	\$3,112.51	\$46,887.49	\$3,112.51	\$0.00	\$46,887.49	\$3,112.51	\$3,112.51	\$0.00
3530	Instalación, reparación y mantenimiento de equipo de cómputo	\$5,000.00	\$0.00	\$5,000.00	\$812.00	\$4,188.00	\$812.00	\$0.00	\$4,188.00	\$812.00	\$812.00	\$0.00
3531	Instalación, reparación y mantenimiento de equipo de cómputo	\$5,000.00	\$0.00	\$5,000.00	\$812.00	\$4,188.00	\$812.00	\$0.00	\$4,188.00	\$812.00	\$812.00	\$0.00
3550	Reparación y mantenimiento de equipo de transporte	\$8,163.00	\$5,000.00	\$13,163.00	\$11,832.00	\$1,331.00	\$11,832.00	\$0.00	\$1,331.00	\$11,832.00	\$11,832.00	\$0.00
3551	Reparación y mantenimiento de equipo de transporte	\$8,163.00	\$5,000.00	\$13,163.00	\$11,832.00	\$1,331.00	\$11,832.00	\$0.00	\$1,331.00	\$11,832.00	\$11,832.00	\$0.00
3570	Instalación, reparación y mantenimiento de maquinaria, equipo	\$4,000.00	\$0.00	\$4,000.00	\$0.00	\$4,000.00	\$0.00	\$0.00	\$4,000.00	\$0.00	\$0.00	\$0.00
3571	Instalación, reparación y mantenimiento de maquinaria, equipo	\$4,000.00	\$0.00	\$4,000.00	\$0.00	\$4,000.00	\$0.00	\$0.00	\$4,000.00	\$0.00	\$0.00	\$0.00
3580	Servicios de limpieza y manejo de desechos	\$1,800,000.00	-\$955,000.00	\$845,000.00	\$317,131.84	\$527,868.16	\$317,131.84	\$0.00	\$527,868.16	\$317,131.84	\$316,638.84	\$493.00
3581	Servicios de limpieza y manejo de desechos	\$1,800,000.00	-\$955,000.00	\$845,000.00	\$317,131.84	\$527,868.16	\$317,131.84	\$0.00	\$527,868.16	\$317,131.84	\$316,638.84	\$493.00
3590	Servicios de jardinería y fumigación	\$72,000.00	\$0.00	\$72,000.00	\$40,002.60	\$31,997.40	\$40,002.60	\$0.00	\$31,997.40	\$33,506.60	\$33,506.60	\$6,496.00
3591	Servicios de jardinería y fumigación	\$72,000.00	\$0.00	\$72,000.00	\$40,002.60	\$31,997.40	\$40,002.60	\$0.00	\$31,997.40	\$33,506.60	\$33,506.60	\$6,496.00
<b>3600</b>	<b>SERVICIOS DE COMUNICACIÓN SOCIAL Y PUBLICIDAD</b>	<b>\$36,500.00</b>	<b>\$20,700.00</b>	<b>\$57,200.00</b>	<b>\$40,925.96</b>	<b>\$16,274.04</b>	<b>\$40,925.96</b>	<b>\$0.00</b>	<b>\$16,274.04</b>	<b>\$26,123.20</b>	<b>\$26,123.20</b>	<b>\$14,802.76</b>
3610	Difusión por radio, televisión y otros medios de mensajería	\$35,000.00	\$14,900.00	\$49,900.00	\$35,125.96	\$14,774.04	\$35,125.96	\$0.00	\$14,774.04	\$20,323.20	\$20,323.20	\$14,802.76



**CENTRO DE LAS ARTES DE SAN LUIS POTOSÍ**  
**SAN LUIS POTOSÍ**  
Estado del Ejercicio del Presupuesto por Fuente de Financiamiento Al 30/abr./2019

Objeto del Gasto	Fuente de Financiamiento	Aprobado	Ampliaciones / (Reducciones)	Presupuesto Vigente	Comprometido	Presupuesto Disponible para Comprometer	Devengado	Comprometido No Devengado	Presupuesto Sin Devengar	Ejercido	Pagado	Cuentas por Pagar Deuda
3613	Servicio de impresión y reproducción	\$35,000.00	\$14,900.00	\$49,900.00	\$35,125.96	\$14,774.04	\$35,125.96	\$0.00	\$14,774.04	\$20,323.20	\$20,323.20	\$14,802.76
3620	Difusión por radio, televisión y otros medios de mensaje:	\$1,500.00	\$0.00	\$1,500.00	\$0.00	\$1,500.00	\$0.00	\$0.00	\$1,500.00	\$0.00	\$0.00	\$0.00
3621	Difusión por radio, televisión y otros medios de mensaje:	\$1,500.00	\$0.00	\$1,500.00	\$0.00	\$1,500.00	\$0.00	\$0.00	\$1,500.00	\$0.00	\$0.00	\$0.00
3650	Servicios de la industria filmica, del sonido y del video	\$0.00	\$5,800.00	\$5,800.00	\$5,800.00	\$0.00	\$5,800.00	\$0.00	\$0.00	\$5,800.00	\$5,800.00	\$0.00
3651	Servicios de la industria filmica, del sonido y del video	\$0.00	\$5,800.00	\$5,800.00	\$5,800.00	\$0.00	\$5,800.00	\$0.00	\$0.00	\$5,800.00	\$5,800.00	\$0.00
<b>3700</b>	<b>SERVICIOS DE TRASLADOS Y VIÁTICOS</b>	<b>\$26,000.00</b>	<b>\$107,199.00</b>	<b>\$133,199.00</b>	<b>\$101,040.00</b>	<b>\$32,159.00</b>	<b>\$101,040.00</b>	<b>\$0.00</b>	<b>\$32,159.00</b>	<b>\$94,185.00</b>	<b>\$94,185.00</b>	<b>\$6,855.00</b>
3720	Pasajes terrestres	\$5,000.00	\$0.00	\$5,000.00	\$4,099.00	\$901.00	\$4,099.00	\$0.00	\$901.00	\$4,099.00	\$4,099.00	\$0.00
3721	Pasajes terrestres	\$5,000.00	\$0.00	\$5,000.00	\$4,099.00	\$901.00	\$4,099.00	\$0.00	\$901.00	\$4,099.00	\$4,099.00	\$0.00
3750	Viáticos en el país	\$18,000.00	\$649.00	\$18,649.00	\$649.00	\$18,000.00	\$649.00	\$0.00	\$18,000.00	\$649.00	\$649.00	\$0.00
3751	Viáticos en el país	\$15,000.00	\$649.00	\$15,649.00	\$649.00	\$15,000.00	\$649.00	\$0.00	\$15,000.00	\$649.00	\$649.00	\$0.00
3752	Gasto de traslados en comisiones oficiales	\$3,000.00	\$0.00	\$3,000.00	\$0.00	\$3,000.00	\$0.00	\$0.00	\$3,000.00	\$0.00	\$0.00	\$0.00
3750	Servicios integrales de traslado y viáticos	\$1,000.00	\$106,550.00	\$107,550.00	\$96,292.00	\$11,258.00	\$96,292.00	\$0.00	\$11,258.00	\$89,437.00	\$89,437.00	\$6,855.00
3781	Servicios integrales de traslado y viáticos	\$1,000.00	\$106,550.00	\$107,550.00	\$96,292.00	\$11,258.00	\$96,292.00	\$0.00	\$11,258.00	\$89,437.00	\$89,437.00	\$6,855.00
3790	Otros servicios de traslado y hospedaje	\$2,000.00	\$0.00	\$2,000.00	\$0.00	\$2,000.00	\$0.00	\$0.00	\$2,000.00	\$0.00	\$0.00	\$0.00
3791	Otros servicios de traslado y hospedaje	\$2,000.00	\$0.00	\$2,000.00	\$0.00	\$2,000.00	\$0.00	\$0.00	\$2,000.00	\$0.00	\$0.00	\$0.00
<b>3800</b>	<b>SERVICIOS OFICIALES</b>	<b>\$2,789.33</b>	<b>\$10,440.00</b>	<b>\$13,229.33</b>	<b>\$10,440.00</b>	<b>\$2,789.33</b>	<b>\$10,440.00</b>	<b>\$0.00</b>	<b>\$2,789.33</b>	<b>\$10,440.00</b>	<b>\$10,440.00</b>	<b>\$0.00</b>
3810	Gastos de ceremonial	\$1,400.00	\$0.00	\$1,400.00	\$0.00	\$1,400.00	\$0.00	\$0.00	\$1,400.00	\$0.00	\$0.00	\$0.00
3811	Gastos de ceremonial	\$1,400.00	\$0.00	\$1,400.00	\$0.00	\$1,400.00	\$0.00	\$0.00	\$1,400.00	\$0.00	\$0.00	\$0.00
3840	Exposiciones	\$1,389.33	\$10,440.00	\$11,829.33	\$10,440.00	\$1,389.33	\$10,440.00	\$0.00	\$1,389.33	\$10,440.00	\$10,440.00	\$0.00
3843	Espectaculos culturales	\$1,389.33	\$10,440.00	\$11,829.33	\$10,440.00	\$1,389.33	\$10,440.00	\$0.00	\$1,389.33	\$10,440.00	\$10,440.00	\$0.00
<b>3900</b>	<b>OTROS SERVICIOS GENERALES</b>	<b>\$585,433.96</b>	<b>\$0.00</b>	<b>\$585,433.96</b>	<b>\$168,689.00</b>	<b>\$416,744.96</b>	<b>\$168,689.00</b>	<b>\$0.00</b>	<b>\$416,744.96</b>	<b>\$121,820.00</b>	<b>\$121,820.00</b>	<b>\$46,869.00</b>
3920	Impuestos y derechos	\$565,433.96	\$0.00	\$565,433.96	\$168,689.00	\$396,744.96	\$168,689.00	\$0.00	\$396,744.96	\$121,820.00	\$121,820.00	\$46,869.00
3922	Impuesto sobre nómina	\$463,433.96	\$0.00	\$463,433.96	\$164,073.21	\$299,360.75	\$164,073.21	\$0.00	\$299,360.75	\$118,191.00	\$118,191.00	\$45,882.21
3923	Impuesto sobre nomina Asimilados	\$100,000.00	\$0.00	\$100,000.00	\$3,245.79	\$96,754.21	\$3,245.79	\$0.00	\$96,754.21	\$2,259.00	\$2,259.00	\$986.79
3925	Tenencias y canje de placas de Vehiculos oficiales	\$2,000.00	\$0.00	\$2,000.00	\$1,370.00	\$630.00	\$1,370.00	\$0.00	\$630.00	\$1,370.00	\$1,370.00	\$0.00
3930	Impuestos y derechos de importación	\$20,000.00	\$0.00	\$20,000.00	\$0.00	\$20,000.00	\$0.00	\$0.00	\$20,000.00	\$0.00	\$0.00	\$0.00
3931	Impuestos y derechos de importación	\$20,000.00	\$0.00	\$20,000.00	\$0.00	\$20,000.00	\$0.00	\$0.00	\$20,000.00	\$0.00	\$0.00	\$0.00
<b>RECURSOS ESTATALES</b>		<b>\$32,072,826.72</b>	<b>\$501,058.32</b>	<b>\$32,573,885.04</b>	<b>\$27,787,974.21</b>	<b>\$4,785,910.83</b>	<b>\$11,102,691.81</b>	<b>\$16,685,282.40</b>	<b>\$21,471,193.23</b>	<b>\$10,036,925.04</b>	<b>\$10,036,432.04</b>	<b>\$1,066,259.77</b>
<b>3</b>	<b>RECURSOS PROPIOS</b>											
<b>2000</b>	<b>MATERIALES Y SUMINISTROS</b>	<b>\$2,624,037.18</b>	<b>-\$1,977,629.58</b>	<b>\$646,407.60</b>	<b>\$226,124.04</b>	<b>\$420,283.56</b>	<b>\$226,124.04</b>	<b>\$0.00</b>	<b>\$420,283.56</b>	<b>\$189,997.00</b>	<b>\$189,997.00</b>	<b>\$36,127.04</b>

# CENTRO DE LAS ARTES DE SAN LUIS POTOSÍ

## SAN LUIS POTOSÍ

Estado del Ejercicio del Presupuesto por Fuente de Financiamiento Al 30/abr./2019

Fecha y hora de Impresión | 13/may./2019  
12.04 p. m.

Fuente de Financiamiento		Aprobado	Ampliaciones / (Reducciones)	Presupuesto Vigente	Comprometido	Presupuesto Disponible para Comprometer	Devengado	Comprometido No Devengado	Presupuesto Sin Devengar	Ejercido	Pagado	Cuentas por Pagar Deuda
Objeto	del Gasto											
<b>2100</b>	<b>MATERIALES DE ADMINISTRACIÓN, EMISIÓN DE DO</b>	<b>\$2,379,332.49</b>	<b>-\$2,099,477.00</b>	<b>\$279,855.49</b>	<b>\$27,181.27</b>	<b>\$252,674.22</b>	<b>\$27,181.27</b>	<b>\$0.00</b>	<b>\$252,674.22</b>	<b>\$27,181.27</b>	<b>\$27,181.27</b>	<b>\$0.00</b>
2110	Materiales, útiles y equipos menores de oficina	\$2,353,487.35	-\$2,143,203.91	\$210,283.44	\$3,528.85	\$206,754.59	\$3,528.85	\$0.00	\$206,754.59	\$3,528.85	\$3,528.85	\$0.00
2111	Materiales, útiles y equipos menores de oficina	\$2,353,487.35	-\$2,143,203.91	\$210,283.44	\$3,528.85	\$206,754.59	\$3,528.85	\$0.00	\$206,754.59	\$3,528.85	\$3,528.85	\$0.00
2120	Materiales y útiles de impresión y reproducción	\$0.00	\$1,559.67	\$1,559.67	\$0.00	\$1,559.67	\$0.00	\$0.00	\$1,559.67	\$0.00	\$0.00	\$0.00
2121	Materiales y útiles de impresión y reproducción	\$0.00	\$1,559.67	\$1,559.67	\$0.00	\$1,559.67	\$0.00	\$0.00	\$1,559.67	\$0.00	\$0.00	\$0.00
2140	Materiales, útiles y equipos menores de tecnologías de I.	\$0.00	\$1,634.00	\$1,634.00	\$595.00	\$1,039.00	\$595.00	\$0.00	\$1,039.00	\$595.00	\$595.00	\$0.00
2141	Materiales, útiles y equipos menores de tecnologías de I.	\$0.00	\$1,634.00	\$1,634.00	\$595.00	\$1,039.00	\$595.00	\$0.00	\$1,039.00	\$595.00	\$595.00	\$0.00
2150	Material impreso e información digital	\$0.00	\$13,940.00	\$13,940.00	\$13,940.00	\$0.00	\$13,940.00	\$0.00	\$0.00	\$13,940.00	\$13,940.00	\$0.00
2151	Material impreso e información digital	\$0.00	\$13,940.00	\$13,940.00	\$13,940.00	\$0.00	\$13,940.00	\$0.00	\$0.00	\$13,940.00	\$13,940.00	\$0.00
2160	Material de limpieza	\$0.00	\$7,116.00	\$7,116.00	\$2,577.45	\$4,538.55	\$2,577.45	\$0.00	\$4,538.55	\$2,577.45	\$2,577.45	\$0.00
2161	Material de limpieza	\$0.00	\$7,116.00	\$7,116.00	\$2,577.45	\$4,538.55	\$2,577.45	\$0.00	\$4,538.55	\$2,577.45	\$2,577.45	\$0.00
2170	Materiales y útiles de enseñanza	\$25,845.14	\$19,477.24	\$45,322.38	\$6,539.97	\$38,782.41	\$6,539.97	\$0.00	\$38,782.41	\$6,539.97	\$6,539.97	\$0.00
2171	Materiales y útiles de enseñanza	\$25,845.14	\$19,477.24	\$45,322.38	\$6,539.97	\$38,782.41	\$6,539.97	\$0.00	\$38,782.41	\$6,539.97	\$6,539.97	\$0.00
<b>2200</b>	<b>ALIMENTOS Y UTENSILIOS</b>	<b>\$108,864.80</b>	<b>-\$4,463.57</b>	<b>\$104,401.23</b>	<b>\$61,411.09</b>	<b>\$42,990.14</b>	<b>\$61,411.09</b>	<b>\$0.00</b>	<b>\$42,990.14</b>	<b>\$49,463.09</b>	<b>\$49,463.09</b>	<b>\$11,948.00</b>
2210	Productos alimenticios para personas	\$105,449.40	-\$4,463.57	\$100,985.83	\$59,270.92	\$41,714.91	\$59,270.92	\$0.00	\$41,714.91	\$47,322.92	\$47,322.92	\$11,948.00
2211	Productos alimenticios para personas	\$82,249.40	-\$6,479.17	\$75,770.23	\$39,054.17	\$36,716.06	\$39,054.17	\$0.00	\$36,716.06	\$27,106.17	\$27,106.17	\$11,948.00
2212	Alimentos en eventos oficiales	\$23,200.00	\$2,015.60	\$25,215.60	\$20,216.75	\$4,998.85	\$20,216.75	\$0.00	\$4,998.85	\$20,216.75	\$20,216.75	\$0.00
2230	Utensilios para el servicio de alimentación	\$3,415.40	\$0.00	\$3,415.40	\$2,140.17	\$1,275.23	\$2,140.17	\$0.00	\$1,275.23	\$2,140.17	\$2,140.17	\$0.00
2231	Utensilios para el servicio de alimentación	\$3,415.40	\$0.00	\$3,415.40	\$2,140.17	\$1,275.23	\$2,140.17	\$0.00	\$1,275.23	\$2,140.17	\$2,140.17	\$0.00
<b>2300</b>	<b>MATERIAS PRIMAS Y MATERIALES DE PRODUCCIÓN</b>	<b>\$112,684.72</b>	<b>\$69,744.00</b>	<b>\$182,428.72</b>	<b>\$78,336.66</b>	<b>\$104,092.06</b>	<b>\$78,336.66</b>	<b>\$0.00</b>	<b>\$104,092.06</b>	<b>\$62,706.82</b>	<b>\$62,706.82</b>	<b>\$15,629.84</b>
2380	Mercancías adquiridas para su comercialización	\$112,684.72	\$69,744.00	\$182,428.72	\$78,336.66	\$104,092.06	\$78,336.66	\$0.00	\$104,092.06	\$62,706.82	\$62,706.82	\$15,629.84
2381	Mercancías adquiridas para su comercialización	\$112,684.72	\$69,744.00	\$182,428.72	\$78,336.66	\$104,092.06	\$78,336.66	\$0.00	\$104,092.06	\$62,706.82	\$62,706.82	\$15,629.84
<b>2400</b>	<b>MATERIALES Y ARTÍCULOS DE CONSTRUCCIÓN Y D</b>	<b>\$10,600.39</b>	<b>\$42,191.73</b>	<b>\$52,792.12</b>	<b>\$47,301.00</b>	<b>\$5,491.12</b>	<b>\$47,301.00</b>	<b>\$0.00</b>	<b>\$5,491.12</b>	<b>\$47,301.00</b>	<b>\$47,301.00</b>	<b>\$0.00</b>
2450	Vidrio y productos de vidrio	\$0.00	\$36,000.00	\$36,000.00	\$35,519.20	\$480.80	\$35,519.20	\$0.00	\$480.80	\$35,519.20	\$35,519.20	\$0.00
2451	Vidrio y productos de vidrio	\$0.00	\$36,000.00	\$36,000.00	\$35,519.20	\$480.80	\$35,519.20	\$0.00	\$480.80	\$35,519.20	\$35,519.20	\$0.00
2460	Material eléctrico y electrónico	\$0.00	\$974.20	\$974.20	\$974.20	\$0.00	\$974.20	\$0.00	\$0.00	\$974.20	\$974.20	\$0.00
2461	Material eléctrico y electrónico	\$0.00	\$974.20	\$974.20	\$974.20	\$0.00	\$974.20	\$0.00	\$0.00	\$974.20	\$974.20	\$0.00
2480	Materiales complementarios	\$0.00	\$6,000.00	\$6,000.00	\$5,889.90	\$110.10	\$5,889.90	\$0.00	\$110.10	\$5,889.90	\$5,889.90	\$0.00
2481	Materiales complementarios	\$0.00	\$6,000.00	\$6,000.00	\$5,889.90	\$110.10	\$5,889.90	\$0.00	\$110.10	\$5,889.90	\$5,889.90	\$0.00
2490	Otros materiales y artículos de construcción y reparación	\$10,600.39	-\$782.47	\$9,817.92	\$4,917.70	\$4,900.22	\$4,917.70	\$0.00	\$4,900.22	\$4,917.70	\$4,917.70	\$0.00
2491	Otros materiales y artículos de construcción y reparación	\$10,600.39	-\$782.47	\$9,817.92	\$4,917.70	\$4,900.22	\$4,917.70	\$0.00	\$4,900.22	\$4,917.70	\$4,917.70	\$0.00

Page 7

Objeto del Gasto	Fuente de Financiamiento	Aprobado	Ampliaciones / (Reducciones)	Presupuesto Vigente	Comprometido	Presupuesto Disponible para Comprometer	Devengado	Comprometido No Devengado	Presupuesto Sin Devengar	Ejercido	Pagado	Cuentas por Pagar Deuda
2700	<b>VESTUARIO, BLANCOS, PRENDAS DE PROTECCIÓN</b>	\$4,896.36	\$15,211.32	\$20,107.68	\$11,477.94	\$8,629.74	\$11,477.94	\$0.00	\$8,629.74	\$2,928.74	\$2,928.74	\$8,549.20
2710	Vestuario y uniformes	\$4,896.36	\$12,282.58	\$17,178.94	\$8,549.20	\$8,629.74	\$8,549.20	\$0.00	\$8,629.74	\$0.00	\$0.00	\$8,549.20
2711	Vestuario y uniformes	\$4,896.36	\$12,282.58	\$17,178.94	\$8,549.20	\$8,629.74	\$8,549.20	\$0.00	\$8,629.74	\$0.00	\$0.00	\$8,549.20
2740	Productos textiles	\$0.00	\$2,928.74	\$2,928.74	\$2,928.74	\$0.00	\$2,928.74	\$0.00	\$0.00	\$2,928.74	\$2,928.74	\$0.00
2741	Productos textiles	\$0.00	\$2,928.74	\$2,928.74	\$2,928.74	\$0.00	\$2,928.74	\$0.00	\$0.00	\$2,928.74	\$2,928.74	\$0.00
2900	<b>HERRAMIENTAS, REFACCIONES Y ACCESORIOS MEI</b>	\$7,658.42	-\$836.06	\$6,822.36	\$416.08	\$6,406.28	\$416.08	\$0.00	\$6,406.28	\$416.08	\$416.08	\$0.00
2910	Herramientas menores	\$3,378.42	-\$836.06	\$2,542.36	\$416.08	\$2,126.28	\$416.08	\$0.00	\$2,126.28	\$416.08	\$416.08	\$0.00
2911	Herramientas menores	\$3,378.42	-\$836.06	\$2,542.36	\$416.08	\$2,126.28	\$416.08	\$0.00	\$2,126.28	\$416.08	\$416.08	\$0.00
2940	Refacciones y accesorios menores de equipo de comput	\$4,280.00	\$0.00	\$4,280.00	\$0.00	\$4,280.00	\$0.00	\$0.00	\$4,280.00	\$0.00	\$0.00	\$0.00
2941	Refacciones y accesorios menores de equipo de comput	\$4,280.00	\$0.00	\$4,280.00	\$0.00	\$4,280.00	\$0.00	\$0.00	\$4,280.00	\$0.00	\$0.00	\$0.00
<b>3000</b>	<b>SERVICIOS GENERALES</b>	<b>\$4,638,254.82</b>	<b>\$2,395,235.36</b>	<b>\$7,033,490.18</b>	<b>\$2,303,120.82</b>	<b>\$4,730,369.36</b>	<b>\$2,277,841.59</b>	<b>\$25,279.23</b>	<b>\$4,755,648.59</b>	<b>\$1,748,640.64</b>	<b>\$1,748,640.64</b>	<b>\$529,200.95</b>
3100	<b>SERVICIOS BÁSICOS</b>	<b>\$25,404.00</b>	<b>\$84,300.00</b>	<b>\$109,704.00</b>	<b>\$35,846.54</b>	<b>\$73,857.46</b>	<b>\$35,846.54</b>	<b>\$0.00</b>	<b>\$73,857.46</b>	<b>\$24,246.54</b>	<b>\$24,246.54</b>	<b>\$11,600.00</b>
3110	Energía eléctrica	\$0.00	\$69,300.00	\$69,300.00	\$0.00	\$69,300.00	\$0.00	\$0.00	\$69,300.00	\$0.00	\$0.00	\$0.00
3111	Energía eléctrica	\$0.00	\$69,300.00	\$69,300.00	\$0.00	\$69,300.00	\$0.00	\$0.00	\$69,300.00	\$0.00	\$0.00	\$0.00
3170	Servicios de acceso de Internet, redes y procesamiento d	\$25,404.00	\$10,000.00	\$35,404.00	\$35,379.88	\$24.12	\$35,379.88	\$0.00	\$24.12	\$23,779.88	\$23,779.88	\$11,600.00
3171	Servicios de acceso de Internet, redes y procesamiento d	\$25,404.00	\$10,000.00	\$35,404.00	\$35,379.88	\$24.12	\$35,379.88	\$0.00	\$24.12	\$23,779.88	\$23,779.88	\$11,600.00
3180	Servicios postales y telegráficos	\$0.00	\$5,000.00	\$5,000.00	\$466.66	\$4,533.34	\$466.66	\$0.00	\$4,533.34	\$466.66	\$466.66	\$0.00
3182	Servicios postales	\$0.00	\$5,000.00	\$5,000.00	\$466.66	\$4,533.34	\$466.66	\$0.00	\$4,533.34	\$466.66	\$466.66	\$0.00
3200	<b>SERVICIOS DE ARRENDAMIENTO</b>	<b>\$306,175.62</b>	<b>\$152,927.00</b>	<b>\$459,102.62</b>	<b>\$106,923.12</b>	<b>\$352,179.50</b>	<b>\$106,923.12</b>	<b>\$0.00</b>	<b>\$352,179.50</b>	<b>\$50,576.00</b>	<b>\$50,576.00</b>	<b>\$56,347.12</b>
3220	Arrendamiento de edificios	\$0.00	\$100,000.00	\$100,000.00	\$29,875.92	\$70,124.08	\$29,875.92	\$0.00	\$70,124.08	\$0.00	\$0.00	\$29,875.92
3221	Arrendamiento de edificios	\$0.00	\$100,000.00	\$100,000.00	\$29,875.92	\$70,124.08	\$29,875.92	\$0.00	\$70,124.08	\$0.00	\$0.00	\$29,875.92
3250	Arrendamiento de equipo de transporte	\$2,900.00	-\$2,900.00	\$0.00	\$0.00	\$0.00	\$0.00	\$0.00	\$0.00	\$0.00	\$0.00	\$0.00
3251	Arrendamiento de equipo de transporte	\$2,900.00	-\$2,900.00	\$0.00	\$0.00	\$0.00	\$0.00	\$0.00	\$0.00	\$0.00	\$0.00	\$0.00
3270	Arrendamiento de activos intangibles	\$0.00	\$9,280.00	\$9,280.00	\$9,280.00	\$0.00	\$9,280.00	\$0.00	\$0.00	\$0.00	\$0.00	\$9,280.00
3271	Arrendamiento de activos intangibles	\$0.00	\$9,280.00	\$9,280.00	\$9,280.00	\$0.00	\$9,280.00	\$0.00	\$0.00	\$0.00	\$0.00	\$9,280.00
3290	Otros arrendamientos	\$303,275.62	\$46,547.00	\$349,822.62	\$67,767.20	\$282,055.42	\$67,767.20	\$0.00	\$282,055.42	\$50,576.00	\$50,576.00	\$17,191.20
3291	Otros arrendamientos	\$303,275.62	\$46,547.00	\$349,822.62	\$67,767.20	\$282,055.42	\$67,767.20	\$0.00	\$282,055.42	\$50,576.00	\$50,576.00	\$17,191.20
3300	<b>SERVICIOS PROFESIONALES, CIENTÍFICOS, TÉCNICOS</b>	<b>\$3,982,363.27</b>	<b>\$1,721,819.09</b>	<b>\$5,704,182.36</b>	<b>\$1,789,343.29</b>	<b>\$3,914,839.07</b>	<b>\$1,764,064.06</b>	<b>\$25,279.23</b>	<b>\$3,940,118.30</b>	<b>\$1,395,682.19</b>	<b>\$1,395,682.19</b>	<b>\$368,381.87</b>
3310	Servicios legales, de contabilidad, auditoría y relacionad	\$220,000.00	-\$106,299.80	\$113,700.20	\$43,384.00	\$70,316.20	\$43,384.00	\$0.00	\$70,316.20	\$43,384.00	\$43,384.00	\$0.00
3311	Servicios legales, de contabilidad, auditoría y relacionad	\$220,000.00	-\$106,299.80	\$113,700.20	\$43,384.00	\$70,316.20	\$43,384.00	\$0.00	\$70,316.20	\$43,384.00	\$43,384.00	\$0.00
3340	Servicios de capacitación	\$0.00	\$120,000.00	\$120,000.00	\$80,000.00	\$40,000.00	\$80,000.00	\$0.00	\$40,000.00	\$0.00	\$0.00	\$80,000.00





## CENTRO DE LAS ARTES DE SAN LUIS POTOSÍ SAN LUIS POTOSÍ

Estado del Ejercicio del Presupuesto por Fuente de Financiamiento Al 30/abr./2019

Fecha y 13/may./2019  
hora de Impresión 12:04 p. m.

Fuente de Financiamiento		Cuentas por									
Objeto del Gasto	Aprobado	Ampliaciones / (Reducciones)	Presupuesto Vigente	Comprometido	Presupuesto Disponible para Comprometer	Devengado	Comprometido No Devengado	Presupuesto Sin Devengar	Ejercido	Pagado	Pagar Deuda
3341	Servicios de capacitación	\$0.00	\$120,000.00	\$120,000.00	\$80,000.00	\$40,000.00	\$80,000.00	\$0.00	\$40,000.00	\$0.00	\$80,000.00
3380	Servicios de vigilancia	\$16,704.00	\$0.00	\$16,704.00	\$2,610.00	\$14,094.00	\$2,610.00	\$0.00	\$14,094.00	\$2,610.00	\$0.00
3381	Servicios de vigilancia	\$16,704.00	\$0.00	\$16,704.00	\$2,610.00	\$14,094.00	\$2,610.00	\$0.00	\$14,094.00	\$2,610.00	\$0.00
3390	Servicios profesionales, científicos y técnicos integrales	\$3,745,659.27	\$1,708,118.89	\$5,453,778.16	\$1,663,349.29	\$3,790,428.87	\$1,638,070.06	\$25,279.23	\$3,815,708.10	\$1,349,688.19	\$288,381.87
3391	Servicios profesionales, Honorarios	\$2,932,906.44	\$1,861,729.72	\$4,794,636.16	\$1,387,407.96	\$3,407,228.20	\$1,362,128.73	\$25,279.23	\$3,432,507.43	\$1,121,169.97	\$240,958.76
3392	Servicios Profesionales, Gratificaciones	\$812,752.83	-\$493,610.83	\$359,142.00	\$85,532.00	\$273,610.00	\$85,532.00	\$0.00	\$273,610.00	\$85,532.00	\$0.00
3393	Apoyos Administrativos	\$0.00	\$300,000.00	\$300,000.00	\$190,409.33	\$109,590.67	\$190,409.33	\$0.00	\$109,590.67	\$142,986.22	\$47,423.11
<b>3400</b>	<b>SERVICIOS FINANCIEROS, BANCARIOS Y COMERCIA</b>	<b>\$42,986.75</b>	<b>\$106,627.02</b>	<b>\$149,613.77</b>	<b>\$127,946.78</b>	<b>\$21,666.99</b>	<b>\$127,946.78</b>	<b>\$0.00</b>	<b>\$21,666.99</b>	<b>\$127,946.78</b>	<b>\$0.00</b>
3410	Servicios financieros y bancarios	\$42,986.75	\$1,763.02	\$44,749.77	\$23,082.78	\$21,666.99	\$23,082.78	\$0.00	\$21,666.99	\$23,082.78	\$0.00
3411	Servicios financieros y bancarios	\$42,986.75	\$1,763.02	\$44,749.77	\$23,082.78	\$21,666.99	\$23,082.78	\$0.00	\$21,666.99	\$23,082.78	\$0.00
3470	Fletes y maniobras	\$0.00	\$104,864.00	\$104,864.00	\$104,864.00	\$0.00	\$104,864.00	\$0.00	\$0.00	\$104,864.00	\$0.00
3471	Fletes y maniobras	\$0.00	\$104,864.00	\$104,864.00	\$104,864.00	\$0.00	\$104,864.00	\$0.00	\$0.00	\$104,864.00	\$0.00
<b>3500</b>	<b>SERVICIOS DE INSTALACIÓN, REPARACIÓN, MANTE</b>	<b>\$25,132.00</b>	<b>\$18,582.08</b>	<b>\$43,714.08</b>	<b>\$26,181.04</b>	<b>\$17,533.04</b>	<b>\$26,181.04</b>	<b>\$0.00</b>	<b>\$17,533.04</b>	<b>\$26,181.04</b>	<b>\$0.00</b>
3510	Conservación y mantenimiento menor de inmuebles	\$22,000.00	-\$5,197.92	\$16,802.08	\$2,401.04	\$14,401.04	\$2,401.04	\$0.00	\$14,401.04	\$2,401.04	\$0.00
3511	Conservación y mantenimiento menor de inmuebles	\$22,000.00	-\$5,197.92	\$16,802.08	\$2,401.04	\$14,401.04	\$2,401.04	\$0.00	\$14,401.04	\$2,401.04	\$0.00
3520	Instalación, reparación y mantenimiento de mobiliario y e	\$3,132.00	\$23,780.00	\$26,912.00	\$23,780.00	\$3,132.00	\$23,780.00	\$0.00	\$3,132.00	\$23,780.00	\$0.00
3521	Instalación, reparación y mantenimiento de mobiliario y e	\$3,132.00	\$23,780.00	\$26,912.00	\$23,780.00	\$3,132.00	\$23,780.00	\$0.00	\$3,132.00	\$23,780.00	\$0.00
<b>3600</b>	<b>SERVICIOS DE COMUNICACIÓN SOCIAL Y PUBLICIDA</b>	<b>\$135,260.77</b>	<b>\$74,760.80</b>	<b>\$210,021.57</b>	<b>\$72,198.32</b>	<b>\$137,823.25</b>	<b>\$72,198.32</b>	<b>\$0.00</b>	<b>\$137,823.25</b>	<b>\$64,042.36</b>	<b>\$8,155.96</b>
3610	Difusión por radio, televisión y otros medios de mensaje:	\$126,560.77	\$66,147.20	\$192,707.97	\$70,308.72	\$122,399.25	\$70,308.72	\$0.00	\$122,399.25	\$62,152.76	\$8,155.96
3613	Servicio de impresión y reproducción	\$126,560.77	\$66,147.20	\$192,707.97	\$70,308.72	\$122,399.25	\$70,308.72	\$0.00	\$122,399.25	\$62,152.76	\$8,155.96
3620	Difusión por radio, televisión y otros medios de mensaje:	\$8,700.00	\$8,613.60	\$17,313.60	\$1,889.60	\$15,424.00	\$1,889.60	\$0.00	\$15,424.00	\$1,889.60	\$0.00
3621	Difusión por radio, televisión y otros medios de mensaje:	\$8,700.00	\$8,613.60	\$17,313.60	\$1,889.60	\$15,424.00	\$1,889.60	\$0.00	\$15,424.00	\$1,889.60	\$0.00
<b>3700</b>	<b>SERVICIOS DE TRASLADOS Y VIÁTICOS</b>	<b>\$96,407.41</b>	<b>\$138,076.15</b>	<b>\$234,483.56</b>	<b>\$47,956.98</b>	<b>\$186,526.58</b>	<b>\$47,956.98</b>	<b>\$0.00</b>	<b>\$186,526.58</b>	<b>\$23,560.98</b>	<b>\$24,396.00</b>
3710	Pasajes aéreos	\$5,150.01	-\$5,150.01	\$0.00	\$0.00	\$0.00	\$0.00	\$0.00	\$0.00	\$0.00	\$0.00
3711	Pasajes aéreos	\$5,150.01	-\$5,150.01	\$0.00	\$0.00	\$0.00	\$0.00	\$0.00	\$0.00	\$0.00	\$0.00
3720	Pasajes terrestres	\$559.40	\$9,440.60	\$10,000.00	\$1,275.00	\$8,725.00	\$1,275.00	\$0.00	\$8,725.00	\$1,275.00	\$0.00
3721	Pasajes terrestres	\$559.40	\$9,440.60	\$10,000.00	\$1,275.00	\$8,725.00	\$1,275.00	\$0.00	\$8,725.00	\$1,275.00	\$0.00
3750	Viáticos en el país	\$7,190.99	-\$7,190.99	\$0.00	\$0.00	\$0.00	\$0.00	\$0.00	\$0.00	\$0.00	\$0.00
3751	Viáticos en el país	\$7,190.99	-\$7,190.99	\$0.00	\$0.00	\$0.00	\$0.00	\$0.00	\$0.00	\$0.00	\$0.00
3780	Servicios integrales de traslado y viáticos	\$83,507.01	\$140,976.55	\$224,483.56	\$46,681.98	\$177,801.58	\$46,681.98	\$0.00	\$177,801.58	\$22,285.98	\$24,396.00
3781	Servicios integrales de traslado y viáticos	\$83,507.01	\$140,976.55	\$224,483.56	\$46,681.98	\$177,801.58	\$46,681.98	\$0.00	\$177,801.58	\$22,285.98	\$24,396.00




## CENTRO DE LAS ARTES DE SAN LUIS POTOSÍ

### SAN LUIS POTOSÍ

Estado del Ejercicio del Presupuesto por Fuente de Financiamiento Al 30/abr./2019

Fuente de Financiamiento		Aprobado	Ampliaciones / (Reducciones)	Presupuesto Vigente	Comprometido	Presupuesto Disponible para Comprometer	Devengado	Comprometido No Devengado	Presupuesto Sin Devengar	Ejercido	Pagado	Cuentas por Pagar Deuda
Objeto del Gasto												
3800	<b>SERVICIOS OFICIALES</b>	\$18,810.00	\$98,143.22	\$116,953.22	\$96,724.75	\$20,228.47	\$96,724.75	\$0.00	\$20,228.47	\$36,404.75	\$36,404.75	\$60,320.00
3840	Exposiciones	\$18,810.00	\$98,143.22	\$116,953.22	\$96,724.75	\$20,228.47	\$96,724.75	\$0.00	\$20,228.47	\$36,404.75	\$36,404.75	\$60,320.00
3843	Espectaculos culturales	\$18,810.00	\$98,143.22	\$116,953.22	\$96,724.75	\$20,228.47	\$96,724.75	\$0.00	\$20,228.47	\$36,404.75	\$36,404.75	\$60,320.00
3900	<b>OTROS SERVICIOS GENERALES</b>	\$5,715.00	\$0.00	\$5,715.00	\$0.00	\$5,715.00	\$0.00	\$0.00	\$5,715.00	\$0.00	\$0.00	\$0.00
3990	Otros servicios generales	\$5,715.00	\$0.00	\$5,715.00	\$0.00	\$5,715.00	\$0.00	\$0.00	\$5,715.00	\$0.00	\$0.00	\$0.00
3991	Otros servicios generales	\$5,715.00	\$0.00	\$5,715.00	\$0.00	\$5,715.00	\$0.00	\$0.00	\$5,715.00	\$0.00	\$0.00	\$0.00
4000	<b>TRANSFERENCIAS, ASIGNACIONES, SUBSIDIO</b>	\$961,792.00	\$445,244.05	\$1,407,036.05	\$998,474.50	\$414,321.55	\$992,074.50	\$6,400.00	\$414,961.55	\$997,354.50	\$997,594.50	-\$5,520.00
4400	<b>AYUDAS SOCIALES</b>	\$961,792.00	\$445,244.05	\$1,407,036.05	\$998,474.50	\$414,321.55	\$992,074.50	\$6,400.00	\$414,961.55	\$997,354.50	\$997,594.50	-\$5,520.00
4410	Ayudas sociales a personas	\$68,000.00	\$594,393.44	\$662,393.44	\$612,024.50	\$50,368.94	\$612,024.50	\$0.00	\$50,368.94	\$612,024.50	\$612,024.50	\$0.00
4411	Ayudas sociales a personas	\$68,000.00	\$594,393.44	\$662,393.44	\$612,024.50	\$50,368.94	\$612,024.50	\$0.00	\$50,368.94	\$612,024.50	\$612,024.50	\$0.00
4420	Becas y otras ayudas para programas de capacitación	\$886,792.00	-\$348,771.39	\$538,020.61	\$333,150.00	\$210,630.61	\$326,750.00	\$6,400.00	\$211,270.61	\$332,030.00	\$332,270.00	-\$5,520.00
4421	Becas y otras ayudas para programas de capacitación	\$886,792.00	-\$348,771.39	\$538,020.61	\$333,150.00	\$210,630.61	\$326,750.00	\$6,400.00	\$211,270.61	\$332,030.00	\$332,270.00	-\$5,520.00
4450	Ayudas sociales a instituciones sin fines de lucro	\$7,000.00	\$199,622.00	\$206,622.00	\$53,300.00	\$153,322.00	\$53,300.00	\$0.00	\$153,322.00	\$53,300.00	\$53,300.00	\$0.00
4451	Ayudas sociales a instituciones sin fines de lucro	\$7,000.00	\$199,622.00	\$206,622.00	\$53,300.00	\$153,322.00	\$53,300.00	\$0.00	\$153,322.00	\$53,300.00	\$53,300.00	\$0.00
5000	<b>BIENES MUEBLES, INMUEBLES E INTANGIBLE</b>	\$0.00	\$41,094.00	\$41,094.00	\$38,054.00	\$3,040.00	\$38,054.00	\$0.00	\$3,040.00	\$38,054.00	\$38,054.00	\$0.00
5100	<b>MOBILIARIO Y EQUIPO DE ADMINISTRACIÓN</b>	\$0.00	\$37,094.00	\$37,094.00	\$36,554.00	\$540.00	\$36,554.00	\$0.00	\$540.00	\$36,554.00	\$36,554.00	\$0.00
5150	Equipo de cómputo y de tecnologías de la información	\$0.00	\$35,804.00	\$35,804.00	\$35,264.00	\$540.00	\$35,264.00	\$0.00	\$540.00	\$35,264.00	\$35,264.00	\$0.00
5151	Equipo de cómputo y de tecnología de la información	\$0.00	\$35,804.00	\$35,804.00	\$35,264.00	\$540.00	\$35,264.00	\$0.00	\$540.00	\$35,264.00	\$35,264.00	\$0.00
5190	Otros mobiliarios y equipos de administración	\$0.00	\$1,290.00	\$1,290.00	\$1,290.00	\$0.00	\$1,290.00	\$0.00	\$0.00	\$1,290.00	\$1,290.00	\$0.00
5191	Otros mobiliarios y equipos de administración	\$0.00	\$1,290.00	\$1,290.00	\$1,290.00	\$0.00	\$1,290.00	\$0.00	\$0.00	\$1,290.00	\$1,290.00	\$0.00
5900	<b>ACTIVOS INTANGIBLES</b>	\$0.00	\$4,000.00	\$4,000.00	\$1,500.00	\$2,500.00	\$1,500.00	\$0.00	\$2,500.00	\$1,500.00	\$1,500.00	\$0.00
5980	Licencias industriales, comerciales y otras	\$0.00	\$4,000.00	\$4,000.00	\$1,500.00	\$2,500.00	\$1,500.00	\$0.00	\$2,500.00	\$1,500.00	\$1,500.00	\$0.00
5981	Licencias industriales, comerciales y otras	\$0.00	\$4,000.00	\$4,000.00	\$1,500.00	\$2,500.00	\$1,500.00	\$0.00	\$2,500.00	\$1,500.00	\$1,500.00	\$0.00
<b>RECURSOS PROPIOS</b>		\$8,224,084.00	\$903,943.83	\$9,128,027.83	\$3,565,773.36	\$5,568,014.47	\$3,534,094.13	\$31,679.23	\$5,593,933.70	\$2,974,046.14	\$2,974,286.14	\$559,807.99
<b>Total Final</b>		\$40,296,910.72	\$1,849,369.44	\$42,146,280.16	\$31,677,598.49	\$10,474,441.67	\$14,960,636.86	\$16,716,961.63	\$27,185,643.30	\$13,334,822.10	\$13,334,569.10	\$1,626,067.76






Usu: vmeja  
Rep: rptEstadoPresupuestoEgresos\_FF

# CENTRO DE LAS ARTES DE SAN LUIS POTOSÍ SAN LUIS POTOSÍ

Estado del Ejercicio del Presupuesto por Fuente de Financiamiento Al 30/abr./2019

Fecha y hora de Impresión | 13/may./2019  
12:04 p. m.

Objeto del Gasto	Aprobado	Ampliaciones / (Reducciones)	Presupuesto Vigente	Comprometido	Presupuesto Disponible para Comprometer	Devengado	Comprometido No Devengado	Presupuesto Sin Devengar	Ejercido	Pagado	Cuentas por Pagar Deuda
------------------	----------	---------------------------------	------------------------	--------------	---	-----------	------------------------------	-----------------------------	----------	--------	-------------------------------

  
 LIC. ELOISA SAENZ DURAN  
 DIRECTORA ADMINISTRATIVA

  
 DR. EUDORO FONSECA YERENA  
 DIRECTOR GENERAL